

THE OUTDOOR SYMMETRY



**SAND
STONE**
SERIES

600x600mm | 298x600mm | 298x298mm
[Outdoor Collection]

SAND STONE /
CATALOGUE '25

SAND
STONE
SERIES

About Company

Motto is one of the most dynamic & productive brands of the modern ceramic world that is brought to life by a visionary person Mr. Mahendra Patel. Over the years the company has developed manifold.


Since 2004 - the inception year, to today we have expanded our reach to national & international arenas with a capillary presence in more than 70+ countries with 2500 satisfied customers.

Finest skills clubbed with state of the art technology have helped us to carve a niche, which is stamped by authorities as we are ISO 9001 : 2018 Certified. Overall the company has marked its position as the leading Manufacturer, Exporter and Supplier of the exquisite Ceramic Porcelain Tiles for Wall & Floor.

Built to Brave The Outdoors

The Sand Stone Series by Motto is a premium range of outdoor tiles thoughtfully developed for spaces that demand high stability and strength. Crafted using advanced materials and high-density stone blends, these tiles offer exceptional durability against rain, sunlight, and temperature fluctuations. Their anti-skid properties, scratch resistance, and low water absorption make them ideal for terraces, balconies, and outdoor pathways.

Redefine your outdoors with these distinct tile sizes, featuring a robust 15mm thickness that enhances resistance to impact and cracking. Infused with nature-inspired textures and colors, these tiles, available in matt and punch matt finishes, bring character and subtle elegance to any external space. It's time to transform your outdoors into timeless, inviting spaces.



Unwinding Effortless Living with Serene Beauty




An Equilibrium Of Style And Substance

Engineered to deliver exceptional performance in a variety of outdoor conditions, these tiles offer the durability, design flexibility, and strength needed to bring your outdoor vision to life. Their robust build and dimensional accuracy make them ideal for both residential and commercial landscapes.

With excellent resistance to weathering and reliable anti-skid properties, they ensure long-term safety, stability, and visual appeal in any exterior setting. So, what are you waiting for? Whether you’re looking to create a serene retreat or a modern, cozy outdoor zone, these tiles are the perfect choice to elevate your space with both function and style.

- 

ANTI - SLIP
SURFACE
- 

UV
RESISTANT
- 

STAIN
RESISTANT
- 

HIGH
STRENGTH
- 

NATURAL AND
RECYCLABLE
- 

IMPACT
RESISTANT
- 

LOW
MAINTENANCE
- 

CHEMICAL
RESISTANT

Where Outdoors Feel Premium



Where
Grip
Meets
Architectural
Brilliance

R-10
SURFACE

Click To View The Tile Design

SAND STONE DUNE
Ultra Fullbody
600x600mm | 298x600mm | 298x298mm
15mm

SAND STONE EARTH
Ultra Fullbody
600x600mm | 298x600mm | 298x298mm
15mm

SAND STONE MIST
Ultra Fullbody
600x600mm | 298x600mm | 298x298mm
15mm

SAND STONE GRAPHITE
Ultra Fullbody
600x600mm | 298x600mm | 298x298mm
15mm



600x600mm



298x600mm

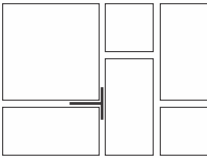


298x298mm

SAND STONE
DUNE

SIZES	600x600mm 298x600mm 298x298mm
THICKNESS	15mm
TYPE	Ultra Fullbody
SURFACE	R-10

Back to Index



Mandatory 4mm
Spacer(Grout)







600x600mm



298x600mm

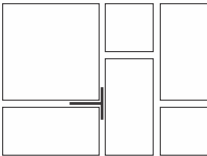


298x298mm

SAND STONE
EARTH

SIZES	600x600mm 298x600mm 298x298mm
THICKNESS	15mm
TYPE	Ultra Fullbody
SURFACE	R-10

Back to Index



Mandatory 4mm
Spacer(Grout)



SAND STONE
EARTH

SAND STONE /
CATALOGUE '25





600x600mm



298x600mm

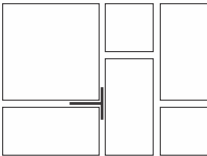


298x298mm


SAND STONE
MIST

SIZES	600x600mm 298x600mm 298x298mm
THICKNESS	15mm
TYPE	Ultra Fullbody
SURFACE	R-10

Back to Index



Mandatory 4mm
Spacer(Grout)



SAND STONE
MIST

SAND STONE /
CATALOGUE '25






600x600mm



298x600mm

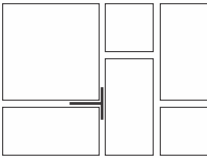


298x298mm


SAND STONE
GRAPHITE

SIZES	600x600mm 298x600mm 298x298mm
THICKNESS	15mm
TYPE	Ultra Fullbody
SURFACE	R-10

Back to Index



Mandatory 4mm
Spacer(Grout)




SAND STONE
GRAPHITE

SAND STONE /
CATALOGUE '25

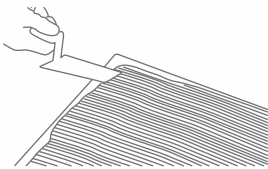


INSTRUCTIONS FOR MANUAL INSTALLATION

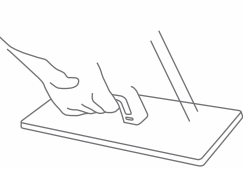
SINGLE LAYER METHOD



DOUBLE-LAYER METHOD



COMPRESSING THE SLAB



IMPORTANT

All cutout corners must have a minimum radius of 1/4". Avoid 90° angles. We recommend using a radius greater than 1/4" whenever the kitchen design allows, as it enhances the strength and durability of the countertop.



✓ CORRECT



✗ INCORRECT



✗ INCORRECT



✗ INCORRECT

CLEANING & MAINTENANCE

Our products are non-porous due to high-quality raw materials, stringent production parameters, and state-of-the-art technology. As a result, dust and waste cannot penetrate the surface.

In most cases, a damp cloth is sufficient for cleaning.

Regular cleaning enhances the aesthetic features of the surface and maintains its exceptional shine.

For more aggressive cleaning required by certain common foods and substances, please refer to the table below.

TYPES OF STAINS	CHEMICAL PRODUCTS	EXAMPLE
Grease	Alkaline - Solvent	Detergent
Oil	Solvent	Ammonia, Baking Soda
Ink	Oxidant - Solvent	Alcohol, Liquid Bleach, Nail Paint Remover
Rust	Acid	Hydrochloric Acid, Vinegar, Red Harpic
Lime	Acid	Descaling Agents, Hydrochloric Acid
Cement	Acid	Hydrochloric Acid
Wine	Alkaline	Ammonia, Liquid Bleach
Coffee	Alkaline - Solvent	Ammonia, Liquid Bleach
Rubber	Solvent	Alcohol, Thinner
Plaster	Acid	Hydrochloric Acid
Candle Wax	Solvent	Alcohol, Thinner
Iodine	Oxidant	Liquid Bleach
Blood	Oxidant	Liquid Bleach
Ice Cream	Alkaline	Liquid Bleach

Note: It is recommended that any stain be cleaned immediately for best results.

TECHNICAL SPECIFICATIONS

CHARACTERISTICS	STANDARD AS PER ISO-13006/2018 En14411 gr.bla	MOTTO VALUE	TEST METHOD
Regulatory Properties			
Deviation in Length & Width	± 0.60%	± 0.10%	ISO 10545-2
Deviation in Thickness	± 5.00%	± 2.00%	ISO 10545-2
Straightness of Sides	± 0.50%	± 0.10%	ISO 10545-2
Rectangularity	± 0.60%	± 0.10%	ISO 10545-2
Surface Flatness	± 0.50%	± 0.10%	ISO 10545-2
Glossiness	As per Mfg.	Min. 90%	Gloss Meter
Regulatory Properties			
Water Absorption	≤ 0.50 %	E ≤ 0.03 %	ISO 10545-3
Massive Mechanical Properties			
Breaking Strength	Min. 1300 N	Min. 5000 N	ISO 10545-4
Surface Mechanical Properties			
Surface Abrasion Resistance	Max. 175mm	Max. 145mm ²	ISO 10545-6
Mohs Hardness	Min. 6	≥6*	EN 101
Massive Mechanical Properties			
Frost Resistance	Frost Proof	Frost Proof	ISO 10545-12
Thermal Shock Resistance	No Damage	No Damage	ISO 10545-9
Moisture Expansion	Nil	Nil	ISO 10545-10
Thermal Expansion	Max. 9.0 x 10 ⁻⁶	Max. 6.0x10 ⁻⁶	ISO 10545-8
Chemical Properties			
Resistance to House Hold Chemicals	No Damage	No Damage	ISO 10545-13
Stain Resistance	Resistant	Resistant	ISO 10545-14
Safety Properties			
Slip Resistance (Friction Co-efficient)	> 0.40	> 0.40	ISO 10545-17

PACKING DETAILS


Sizes (mm)	No. of Pcs/Box	Coverage Area / Box
600x600mm	2 Pcs.	7.75 Sq. ft
298x600mm	4 Pcs.	7.69 Sq. ft
298x298mm	6 Pcs.	5.73 Sq. ft

Disclaimer


Motto reserves the right to modify or delete, either partially or entirely, any of the colors, shapes, sizes, references, or other technical specifications included in this kit at any time. The tile colors shown in this kit are purely illustrative and may vary due to the printing process. Please refer to actual product samples before making a final selection. All details regarding sizes, colors, and references should be verified for typographical accuracy.

SUGGESTIVE LAYING PATTERNS FOR DISTINCTIVE SPACES

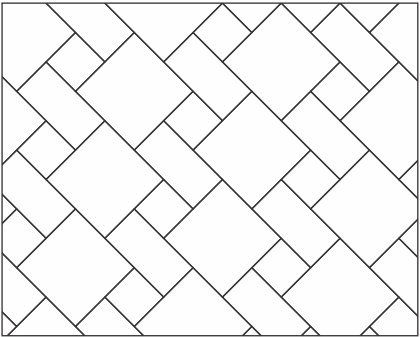
Keeping in mind the versatility of spaces, we have designed the collection in a way that offers varied laying patterns so that you can achieve your envisioned look and appeal. The dynamism in the patterns reflects excellence and elegance in equal measure.



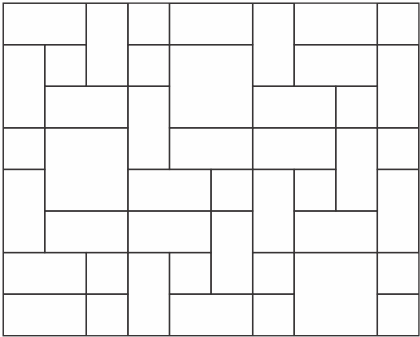
600x600mm - 44% | 298x600mm - 39%
298x298mm - 17%



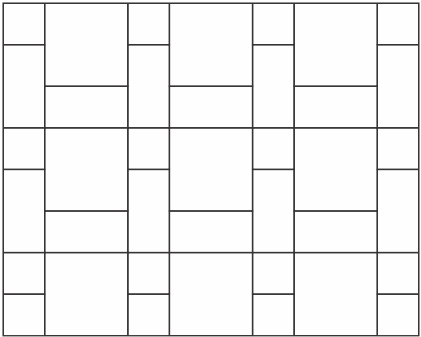
600x600mm - 44% | 298x600mm - 39%
298x298mm - 17%




600x600mm - 57% | 298x600mm - 23%
298x298mm - 20%




600x600mm - 14% | 298x600mm - 63%
298x298mm - 23%



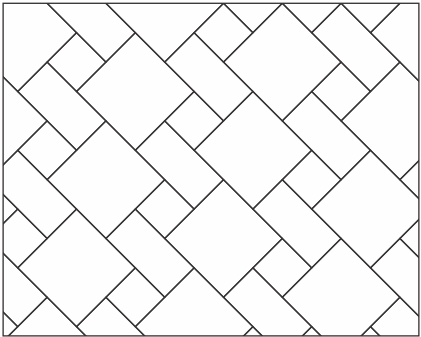
600x600mm - 41% | 298x600mm - 36%
298x298mm - 23%




600x600mm - 40% | 298x600mm - 44%
298x298mm - 16%




600x600mm - 44% | 298x600mm - 39%
298x298mm - 17%



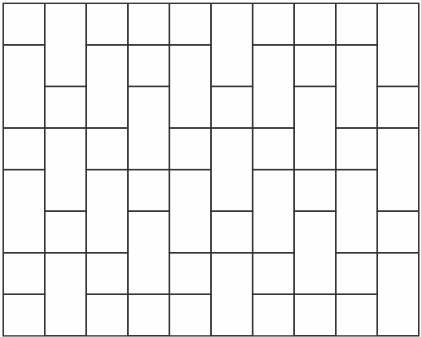
600x600mm - 57% | 298x600mm - 30%
298x298mm - 13%




600x600mm - 41% | 298x600mm - 36%
298x298mm - 23%



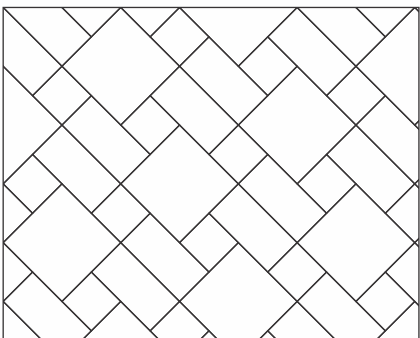
298x600mm - 70% | 298x298mm - 30%




298x600mm - 76% | 298x298mm - 24%




298x600mm - 49% | 298x298mm - 51%



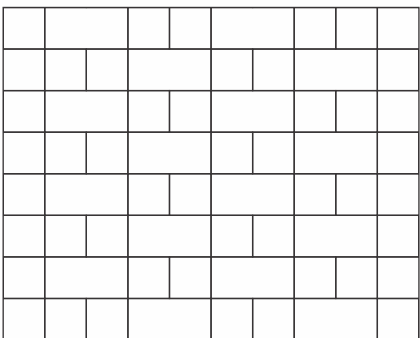
600x600mm - 45% | 298x600mm - 30%
298x298mm - 25%




600x600mm - 62% | 298x600mm - 25%
298x298mm - 13%



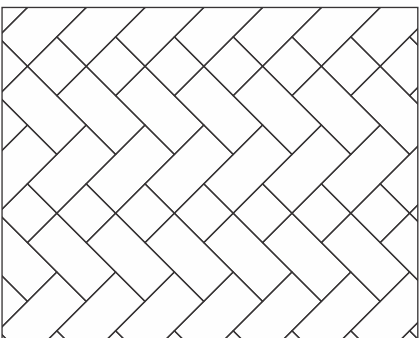
600x600mm - 56% | 298x600mm - 28%
298x298mm - 16%



298x600mm - 40% | 298x298mm - 60%



298x600mm - 75% | 298x298mm - 25%



298x600mm - 78% | 298x298mm - 22%



MOTTO GROUP

8-A, National Highway, Sartanpar Road, At. Sartanpar,
Ta. Wankaner, Morbi - 363 621, Gujarat, INDIA

Mail. info@mottogroup.in, **Web.** www.mottogroup.in

Toll-free. 1800 123 2124

Call. +91 95123 80072